

# Protector PA Series

## Protector 'PA' Linear Surface Mount Luminaire - 2', 4' or 8' Tandem - Vandal Resistant

Type:	Job:	Approvals:
Catalog Number:		
<b>PA</b>	<b>2</b>	
Series	Style (blank for single unit)	Lens
	# of Lamps per cross section	Wattage
	Voltage	Ballast
	Finish	Options
	Accessories (Field Installed)	Date: Page 1 of 2

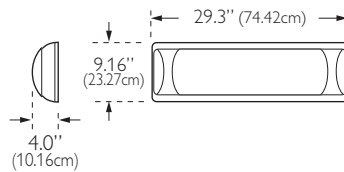
Ordering Example: PAC254BS2YWB0

### Overall Dimensions

For Reference Only

Vandal Resistant  
Protector PA series

PA 2' unit

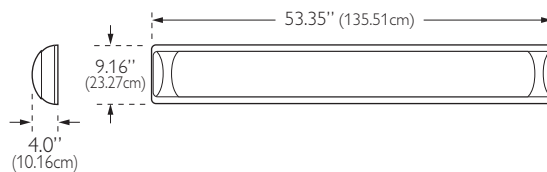


Weight:  
12 lbs 5.44 kgs

### Applications

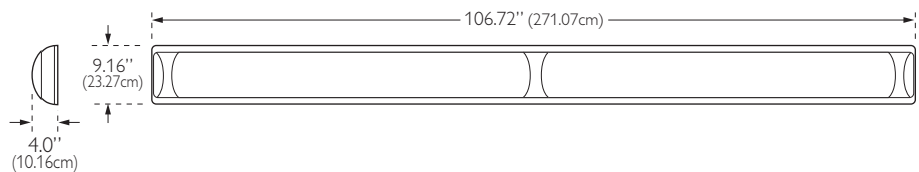
The Protector Linear 'PA' Series is ideal for high-traffic areas requiring architectural surface-mounted linear vandal-resistant luminaires.

PA 4' unit



Weight:  
24 lbs 10.89 kgs

PAT 8' tandem unit



Weight:  
48 lbs 21.77 kgs

### Specifications

#### Construction

Housing is constructed of marine-grade, extruded aluminum side rails and back rails. Precision die-cast, marine-grade aluminum end caps. Polyester powdercoat finish. Constructed to IP54.

#### Electrical

Electronic high-frequency ballast with voltage sensing capability in T5, T5HO and T8. Precision spring-loaded sockets. Fusing options available. Integral emergency battery backup options available. Consult factory to verify integral emergency battery backup specifications and limitations.

#### Optics

Extruded, UV-stabilized polycarbonate lens available in prismatic opal or prismatic clear styles. Delivers uniform illumination without glare. High-reflectance white pan reflector system.

#### Mounting

Factory engineered to speed row mounting applications. All row mounting options require 1 RB and 1 RE style to begin and end the run with 1 or multiple RM (middle) styles. For shorter runs, an RB will mount to an RE style unit.

#### Finish

Polyester powder coating.

B	Textured Black
W	Textured White
P	Textured Bronze

Custom colors may be specified. Consult factory.

#### Accessories


Vandal-resistant access tool available.

#### Listings

UL/cUL 1598 listed, suitable for Wet Locations. The quality systems of this facility have been registered by UL to the ISO 9001 Series Standards.

#### Warranty / Terms and Conditions

Standard 5 Year Limited Warranty.  
The current Philips Wide-Lite Warranty may be found at [www.wide-lite.com](http://www.wide-lite.com) (keyword: warranty) as well as the current Standard Terms and Conditions of Sale (keyword: terms).  
All sales of items in this catalogue shall be subject to the Philips Wide-Lite Standard Terms and Conditions of Sale current at the time of shipment. If you do not have a copy of the Philips Wide-Lite Warranty and Standard Terms, please contact the factory for same prior to ordering.

 Some luminaires use fluorescent or high intensity discharge (HID) lamps that contain small amounts of mercury. Such lamps are labeled 'Contain Mercury' and/or with the symbol 'Hg'. Lamps that contain mercury must be disposed of in accordance with local requirements. Information regarding lamp recycle and disposal can be found at [www.lamprecycle.org](http://www.lamprecycle.org).


# Protector PA Series

Protector 'PA' Linear Surface Mount Luminaire - 2', 4' or 8'Tandem - Vandal Resistant

Type:

Job:

Page 2 of 2



Ordering Example: PAC254BS2YWB0

Series	Style	Lens	# of Lamps	Wattage	Voltage	Ballast	Finish	Options
<input checked="" type="checkbox"/> <b>PA</b> Protector PA series	<input type="checkbox"/> <b>(blank)</b> Leave style blank for 2' or 4' unit  <input type="checkbox"/> <b>8' Tandem unit</b> <input type="checkbox"/> <b>T</b> Tandem	<input type="checkbox"/> <b>O</b> Opal  <input type="checkbox"/> <b>C</b> Clear	<input checked="" type="checkbox"/> <b>2</b> per cross section	<input type="checkbox"/> <b>14</b> (T5)  <input type="checkbox"/> <b>17</b> (T8)  <input type="checkbox"/> <b>24</b> (T5HO)  <input type="checkbox"/> <b>4' unit or 8' Tandem unit</b> <input type="checkbox"/> <b>28</b> (T5)  <input type="checkbox"/> <b>32</b> (T8)  <input type="checkbox"/> <b>54</b> (T5HO)	<input type="checkbox"/> <b>1</b> 120  <input type="checkbox"/> <b>4</b> 277  <input type="checkbox"/> <b>B</b> Universal (120-277)	<input type="checkbox"/> <b>2' or 4' units</b> <input type="checkbox"/> <b>N2Y</b> (T5) 2-lamp  <input type="checkbox"/> <b>K2Y</b> (T8) 2-lamp  <input type="checkbox"/> <b>S2Y</b> (T5HO) 2-lamp  <input type="checkbox"/> <b>8' Tandem unit only</b> <input type="checkbox"/> <b>N8Y</b> (T5) 4-lamp  <input type="checkbox"/> <b>K4Y</b> (T8) 4-lamp  <input type="checkbox"/> <b>S4Y</b> (T5HO) 4-lamp	<input type="checkbox"/> <b>B</b> Textured Black  <input type="checkbox"/> <b>W</b> Textured White  <input type="checkbox"/> <b>P</b> Textured Bronze  <small>Custom colors may be specified. Consult factory.</small>	<input type="checkbox"/> <b>2C</b> 2 circuit  <input type="checkbox"/> <b>3C</b> 3 circuit  <input type="checkbox"/> <b>F</b> Fused (specify voltage)  <input type="checkbox"/> <b>B0<sup>1</sup></b> T8 integral emergency battery backup - one lamp - 450 lumens - dry location only  <input type="checkbox"/> <b>B1<sup>1</sup></b> T8/T5HO integral emergency battery backup - one lamp - 635/700 lumens - dry location only  <input type="checkbox"/> <b>B2<sup>1</sup></b> T8 integral emergency battery backup - one or two lamp - 1375 lumens - wet location  <input type="checkbox"/> <b>RB<sup>2</sup></b> Row mounting beginning - includes joiner hardware  <input type="checkbox"/> <b>RM<sup>2</sup></b> Row mounting middle - includes joiner hardware  <input type="checkbox"/> <b>RE<sup>2</sup></b> Row mounting end - machined - mates to RB or RM

Notes: 1. Consult factory to verify integral emergency battery specifications and limitations.  
2. All row mounting options require 1 RB and 1 RE style to begin and end the run with 1 or multiple RM (middle) styles. For shorter runs, an RB will mount to an RE style unit.

Accessories (must be ordered separately) (field installed)

☐ **VRTOOL** Vandal-resistant access tool

Notes

